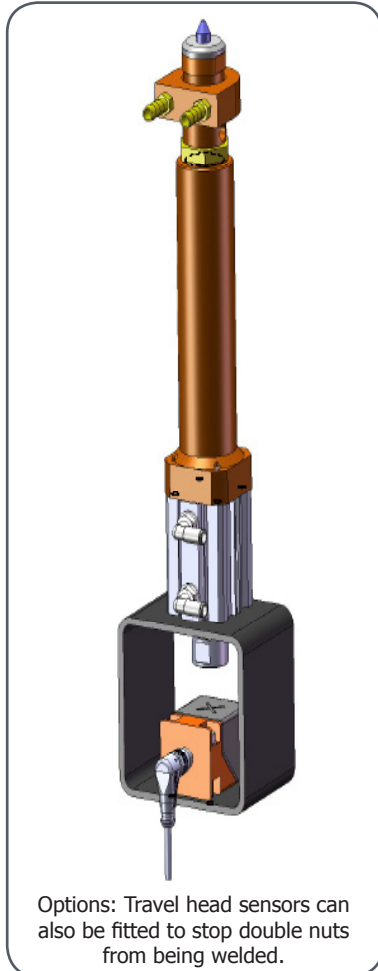
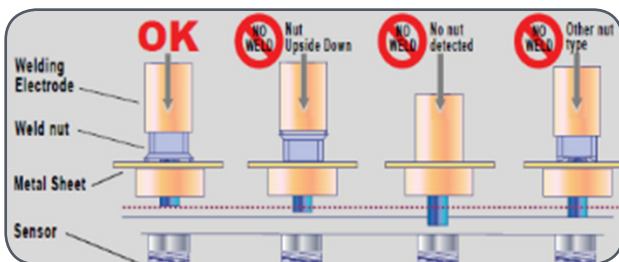



Improve your welding quality and reduce your customer complaints by fitting our Nut Checking System.



Options: Travel head sensors can also be fitted to stop double nuts from being welded.



Features:

- Prevents welding the wrong nut.
- Prevents welding upside down nuts.
- Detects missing nuts.
- Detects missing workpiece.
- Detects double workpiece under nut.



To set the machine simply put the required panel and the correct nut onto the location pin, initiate the machine, and press the teach button on the panel.